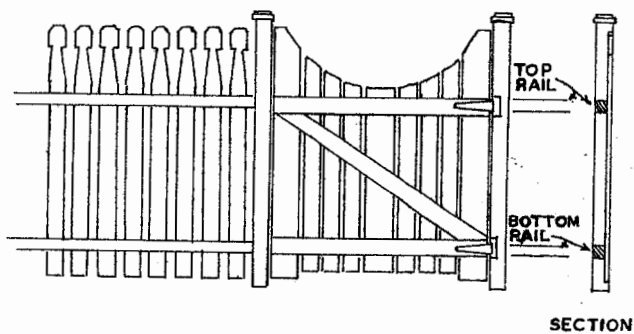


GARDEN FENCES AND GATES

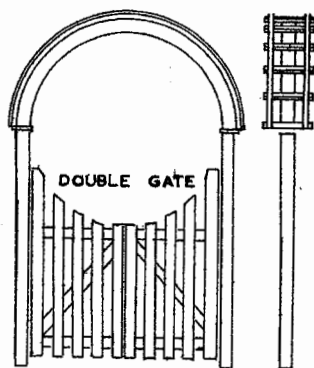
NO. 214

IMPORTANT NOTE:


THE SIZE OF LUMBER AND DESIGNS ARE NOT GIVEN AS MANY DIFFERENT SIZES, THICKNESS AND FINISH OF LUMBER AND HEIGHT AND WIDTH OF DESIGNS MAY BE USED.



SECTION



SECTION

	
GARDEN FENCES AND GATES	
ENGINEER C. E. S.	SCALE
DRAWN BY	SHEET 1 OF 1
TRACED BY R.S.T.	DATE 7-7-64 NO. 70-9

## Disclaimer

This site makes available conceptual plans that can be helpful in developing building layouts and selecting equipment for various agricultural applications. These plans do not necessarily represent the most current technology or construction codes. They are not construction plans and do not replace the need for competent design assistance in developing safe, legal and well-functioning agricultural building system. The LSU Agriculture Center, the Mid-West Plan Service, the United States Department of Agriculture and none of the cooperating land-grant universities warranty these plans.