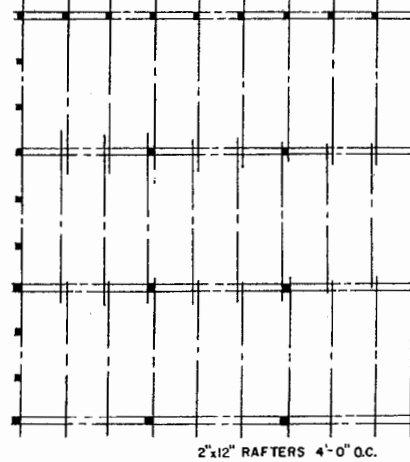

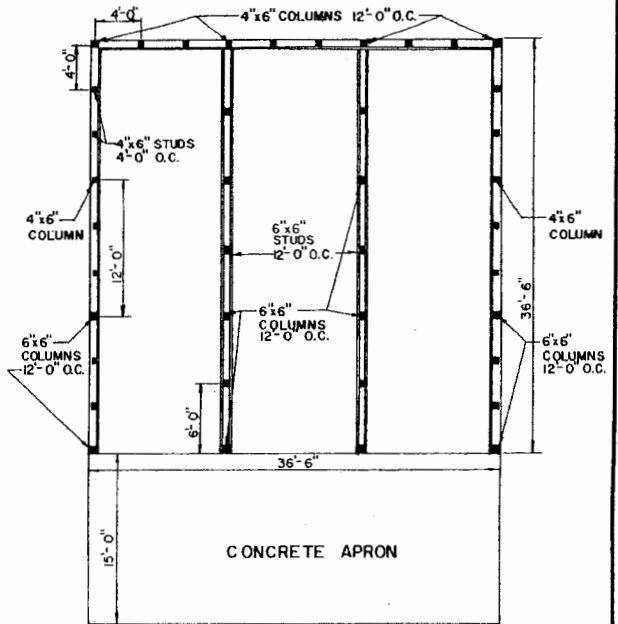
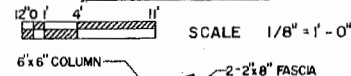


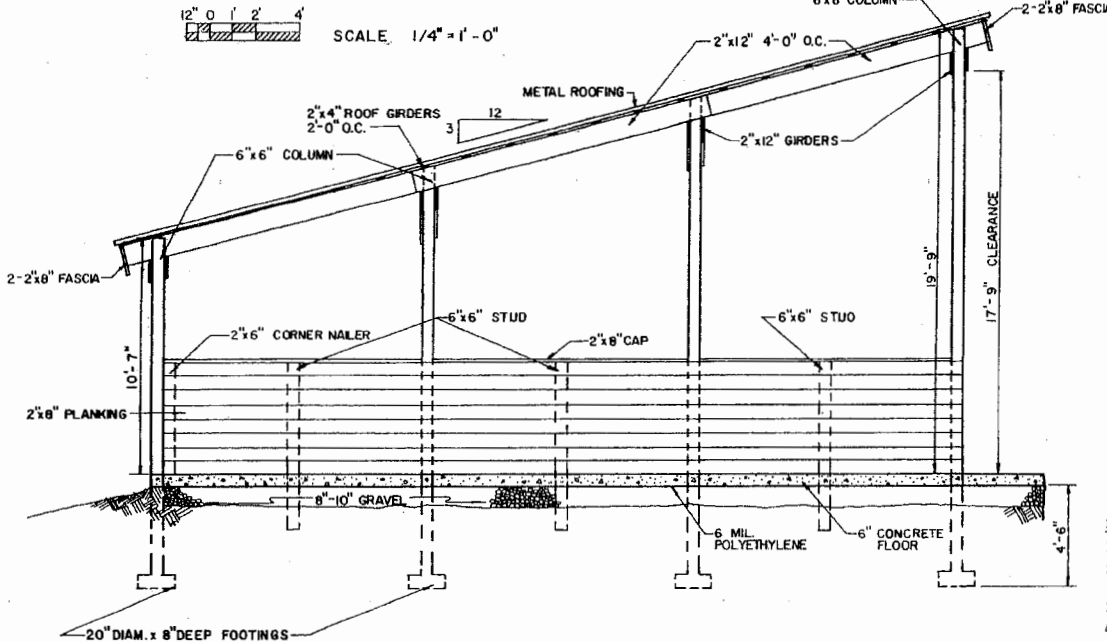
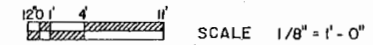
RAFTER DETAIL NOTE ANCHORAGE



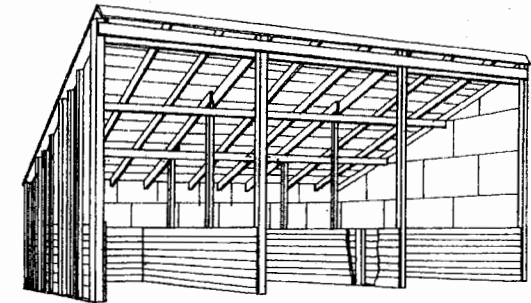
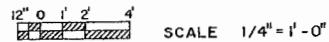
RAFTER LAYOUT



FLOOR PLAN



CROSS SECTION



PERSPECTIVE

NOTES:

1. DESIGN ROOF LOAD 30 psf.
2. LUMBER BENDING STRESS $f_b = 1200$ psi.
3. BULK MATERIAL CAPACITY 4000 lb/ft.
4. ALL COLUMNS IN EARTH TO BE PRESURE PRESERVATIVE TREATED.
5. ALL PLANKING TO BE ROUGH SAWN HARDWOOD.
6. CHECK DUMPING HEIGHT BEFORE CONSTRUCTION.



LARGE CAPACITY BULK FEED STORAGE BIN

PENN '84 6364 SHEET 1 OF 1

Disclaimer

This site makes available conceptual plans that can be helpful in developing building layouts and selecting equipment for various agricultural applications. These plans do not necessarily represent the most current technology or construction codes. They are not construction plans and do not replace the need for competent design assistance in developing safe, legal and well-functioning agricultural building system. The LSU Agriculture Center, the Mid-West Plan Service, the United States Department of Agriculture and none of the cooperating land-grant universities warranty these plans.